



Dr. Bhimrao Ambedkar University, Agra

A State University of Uttar Pradesh (Paliwal Park, Agra -282004)

www.dbrau.ac.in

A Documentary Support

for

Matric No. – 1.1.1

Programme Outcomes & Course Outcomes

under the
Criteria – I

(Curriculum Design and Development)

Key Indicator - 1.1


in

Matric No. – 1.1.1

MASTER OF FINE ARTS IN PAINTING

2017

Global Need 

Local Need 

Regional Need 

National Need 


Registrar
Dr. B.R.A. University, Agra

DR. BHIMRAO AMBEDKAR UNIVERSITY AGRA

Program Outcomes and Course Outcomes





Lalit Kala Sansthan
Dr. Bhimrao Ambedkar University
Agra



Department of Painting
LALIT KALA SANSTHAN
2023





MFA- PAINTING

Program Outcomes

&

Course Outcomes

MFA PAINTING PROGRAMME OUTCOMES (PO)

- PO-1 :** Mastery of artistic techniques: Students should gain proficiency in various artistic techniques, such as painting, drawing, sculpture, printmaking, etc.
- PO-2 :** Conceptual thinking: Developing the capacity to conceptualize and develop art projects with depth and meaning.
- PO-3 :** Creative expression: Cultivating the ability to express ideas, emotions, and concepts through visual art forms.
- PO-4 :** Critique and analysis: Learning to evaluate and analyze artworks critically, both their own and others', to gain insights and improve their artistic practice.
- PO-5 :** Portfolio development: Creating a strong and diverse portfolio of artwork that showcases the student's skills and artistic growth.
- PO-6 :** Collaboration and communication: Enhancing teamwork skills and the ability to articulate artistic ideas and concepts effectively.
- PO-7 :** Professional development: Preparing students for potential careers in the art industry, including understanding exhibition practices, networking, and entrepreneurship.
- PO-8 :** Had learned to do practical project dissertations.
- PO-9 :** Own unique approach and specific learning outcomes for its fine arts program. So, it's essential to research the individually.

MFA PAINTING PROGRAMME SPECIFIC OUTCOMES (PSO)

- PSO-1 :** Motivate the students of drawing and painting towards self employment. Develop qualified and professional experts in multiple fields of drawing and painting. Enhance the knowledge about the use of drawing and painting in all disciplines of the present professional life and culture of society.
- PSO-2 :** Provide the mode of employment to the students in field of drawing and painting and motivate them about the prosperity of our cultural diversity.
- PSO-3 :** Demonstrate skillful use of recent technological development in the field of drawing and painting.
- PSO-4 :** Create Professional and personality development activities.
- PSO-5 :** Special achievements of the student in National and International.
- PSO-6 :** Student Placement in higher educational institute of Fine Art.
- PSO-7 :** Best practices of the Department/Institute.
- PSO-8 :** Realize them that Painting is most important and integral part of life it is a mode of expression which make the life beautiful.
- PSO-9 :** Encourage economic self reliance through thematic education so that the student in mentally competent to lead a worthy and confident life.
- PSO-10:** Develop the ability of independent artist and art exhibition on a large scale along with a leading capacity which can serve the group of people which associated with them.

Semester-I

			(Credit)
Course -1	Theory	Philosophy of Art & Aesthetics –I	03
Course -2	Theory	Modern Art -I	03
Course -3	Practical	Creative Composition-I/Portraiture-I/ Miniature-I/Landscape-I	10
Course -4	Practical	Advance Drawing-I	04
Total			: 20

Semester-II

			(Credit)
Course -5	Theory	Philosophy of Art & Aesthetics –II	03
Course -6	Theory	Modern Art -II	03
Course -7	Practical	Creative Composition-II/Portraiture-II/ Miniature-II/Landscape-II	10
Course -8	Practical	Advance Drawing-II	04
Total			: 20

Semester-I**Course-1 Theory: Philosophy of Art& Aesthetics –I**

L	T	P	C
3	0	0	3

- Unit I** : Ancient Greek History of Aesthetics in Western Philosophy, Socrates Plato, Aristotle.
- Unit II** : Plotinus' mysticism in relation to aesthetics. Descartes' intellectualistic, early Christian era, Renaissance, and aesthetic currents.
- Unit III** : Absolutist Aesthetics of Hegal, Froud, Rogerfry, Clive Bell, and Herbert Reed; British Aesthetic Thinkers; German Aesthetic Current; Transcendental Aesthetics of Kant.
- Unit IV** : Schopenhauer and Croce's Comparative Survey of Western and Indian Aesthetics
- Unit V** : An introduction to the fundamental ideas of Indian philosophy and religion, in Comparison to western Philosophy.

Course Outcomes:

- CO-1** : Understand Western Aesthetics in ancient Greece.
- CO-2** : Gain various styles of Western Aesthetics in Christian era ages and Renaissance.
- CO-3** : Learn about Western Aesthetics thinkers.
- CO-4** : Get knowledge of Comparative Survey of Indian and western Aesthetics.
- CO-5** : Understand basic principles of Indian philosophy in comparison to western.

Course -2 Theory : Contemporary Modern Art -I(19th to 20th Century)

L	T	P	C
3	0	0	3

- Unit-I** : Impressionism –Manet, Monet, Sisley, Pissarro, Degas and Renoir
- Unit-II:** Post-Impressionism –Including new Impressionism (Seurat, Cezane, Vangogh, Gougin, etc.) The Nabis (Redon and Rousseau)
- Unit-III:** Meaning of Fauvism and Artist - Matisse, Derain, Dufy and Varmier
- Unit-IV:** Meaning of Cubism and Artist - Picasso, Legar, Baraque, Giris, Etc,
- Unit-V:** Boccioni, Carra, Russolo and Duchamp

Course Outcomes :

- CO-1** : Understanding the artist of Impressionism.
- CO-2** : Learn about Post-Impressionism –Including new Impressionism and Nabis.
- CO-3** : Meaning of Fauvism by its Artist.
- CO-4** : Get knowledge about Cubism Artist.
- CO-5** : Skilled them Boccioni and its Artist.

Course -3 Practical : Creative Composition/Portraiture /Miniature/ Landscape-I

L	T	P	C
0	0	20	10

Students have to make Creative Composition of their own style of Individual Subjects which is related to the main practical in Different Composition Mediums.

Sketch (Full Sheet) - 25 Pages

Course Outcomes :

Students get skilled in Creativity of composition.

Course -4 Practical : Advance Drawing

L	T	P	C
0	0	8	4

Students have to make Advance Drawings of their own style of Individual Subjects which is related to the main practical in Different Drawing Mediums

Sketch (Full Sheet) - 25 Pages

Course Outcomes :

Get skilled in Advance creativity in there types of drawings.

Semester-II

Course -5 Theory : Philosophy of Art & Aesthetics –II

L	T	P	C
3	0	0	3

Unit I : An Introduction to Indian Aesthetics provides a historical overview of the concept of beauty based on ancient texts and discusses its application to the arts.

Unit II : Development of the Rasa Theory, Dhvani, Alankara, Auchitya, Riti- Vratti, Guna Dosha, and Vyanjana. Bharat Muni's Rasa Theory is discussed in his Natyashastra.

Unit III : Experience, aesthetics, and its commentators, Batta, Lollata, Bhatta Shankuka, and Bhatt Nayaka.

Unit IV : Abinav Gupta's Theory in Abinav Bharti, Anandvardhana's, Dhvanyaloka, Vishnu Dharmottar purana, and other Art Literature.

Unit V : Rabindranath Tagore, Shadang (Six Canons) and Ananda Coomarswami's aesthetic Theories.

Course Outcomes :

CO-1 : Gain knowledge Indian Aesthetics based on ancient scriptures.

CO-2 : Learn about advance Rasa Theory in details.

CO-3 : Gain knowledge of Aesthetic commentators.

CO-4 : Learn about literature on Art and Aestheticians.

CO-5 : Build ability of Aesthetic Theories and Shadang.

Course -6 Theory : Contemporary Modern Art – II
(20th Century to 1922)

L T P C
3 0 0 3

- Unit-I** : Meaning of Expressionism –‘The Blue Rider’ and ‘The Bridge’ Groups (Munch, Kricher, Noble) Marc, Klee, Jaulensky and Feininger
- Unit-II** : Abstract Art- Non-objective and non-Representational art and it’s from like Neoplasticism
- Unit-III** : Constructism – Theo Van Doesberg, Mondrian, Bart Von Der Leck, etc.,
- Unit-IV** : Dada, Surrealism and Fantastic Art – Max Ernst, Dali, Clirico, Miro, art, Klee, Chagal, etc.
- Unit-V** : Contempory Abstract Expressionism – Kandinsky, Pollock, Kooning etc. Some other important trends like Kinetic Art, Pop Art Vosticism.

Course Outcomes :

- CO-1** : Learn the effect of Expressionism by The Blue Rider and The Bridge.
- CO-2** : knowledge of Abstract Art and Neoplasticism.
- CO-3** : Learn about Constructism and its artist biography.
- CO-4** : Able Student to Learn Dadaism, Surrealism and Fantastic Art and artist biography.
- CO-5** : Gain knowledge of Abstract Expressionism and Kinetic, Pop Art.

Course -7 Practical : Creative Composition/Portraiture /Miniature/ Landscape-II

L T P C
0 0 8 4

Exercise work in different aspects and medium: Student should initiate to develop his own individual technique for organizing and rendering in picture. Scope should be given to develop own individual style and philosophy. Style should be followed by Traditional, Realistic, Modern, Abstract or Contemporary.

Sketch (Full Sheet) - 25 Pages

Course Outcomes :

Student skill themself various style and technic, Traditional, Realistic, Modern, Abstract or Contemporary style.

Course -8 Practical : Advance Drawing

L T P C
0 0 8 4

Students have to make Advance Drawings of their own style of Individual Subjects which is related to the main practical in Different Drawing Mediums

Sketch (Full Sheet) - 25 Pages

Course Outcomes :

Students will advance their skill for develop their own creation and style.

Semester-III

			(Credit)
Course -9	Theory	History of Oriental Art (China)	03
Course -10	Theory	Seminar	03
Course -11	Practical	Creative Composition-III/Portraiture-III/ Miniature-III/Landscape-III	10
Course -12	Practical	Main Practical-I	04
Total			: 20

Course -13	Practical	Open Elective –I	04
(Photography /Mural/Paper Mache /Terracotta/Commercial Art/Typography)			
Note – Open Elective		Choose the course given in open elective	

Semester-IV

			(Credit)
Course -14	Theory	History of Oriental Art (Persia and Japan)	03
Course -15	Dissertation	Dissertation / Viva voce	03
Course -16	Practical	Creative Composition-IV/Portraiture-IV/ Miniature-IV/Landscape-IV	10
Course -17	Practical	Main Practical-II	04
Total			: 20

Course -18	Practical	Open Elective –I	04
(Photography /Mural/Paper Mache /Terracotta/Commercial Art/Typography)			
Note – Open Elective		Choose the course given in open elective	

Semester-III**Course -9 Theory : History of Oriental Art (China)**

L	T	P	C
3	0	0	3

- Unit-I** : Stone age art in China Early background of Chinese paintings.
- Unit-II** : Chinese Dynasties : Three Kingdoms and Six Dynasties.
- Unit-III** : Sui and Tang period
- Unit-IV** : Medieval Chinese Period : Five Dynasty and Sung period
- Unit-V** : Northern Period : Yuen, Ming, Ching period

Course Outcomes :

- CO-1** : Gat basic knowledge of Chinese art and Ham Dynasty.
- CO-2** : Learn about Three Kingdoms and Six Dynasties of Chinese art.
- CO-3** : Gain knowledge of medieval Chinese period.
- CO-4** : Able to make knowledge Five Dynasty and Sung period of northern period.
- CO-5** : Knowledge of Yuen, Ming, Ching period.

Course -10 Seminar : Seminar-II on Indian and Western Art and Artist

L	T	P	C
0	3	0	3

Student has to select any one of the following topic

1. Art and Culture in Indian and western Context
2. Concept of beauty in art in Indian and in other civilizations
3. Indian and Western Modern movements in Art.
4. Indian and Western Painting/Sculpture.
5. Biography of eminent Indian and Western artist.
6. Contemporary Painting / Sculpture.

Course Outcomes :

Student study any particular topic of Indian and western Context.

Course -11 Practical : Creative Composition/Portraiture/Miniature/ Landscape-III

L	T	P	C
0	0	20	10

Exercise work in different aspects and medium.

With oil/ acrylic / mix medium / study of colour / form/ texture

Sketch (Full Sheet) - 25 Pages

Course Outcomes :

Students highly skill themselves in particular field with any medium.

Course -12 Practical : Main Practical -I

L	T	P	C
0	0	8	4

Student should continue their previous years subject, style and to develop his own individual technique for organizing and rendering in picture. Scope should be given to develop own individual style and philosophy. Style should be followed by Realistic, Modern, Abstract or Contemporary.

Sketch (Full Sheet) - 25 Pages

Course Outcomes :

Students highly skill in Advance Drawing in their own style.

Semester – IV**Course – 14 Theory : History of Oriental Art (Persia and Japan)**

L	T	P	C
3	0	0	3

Unit-I : Abbasid Period, Sasasian period

Unit-II : Mongol period, Timuria period and Safavid period

Unit-III : Early painting in Japan up to Nara period (Kamakura)

Unit-IV : Medieval Period : Asian Kaga (Moro Machi period), Momoyama period

Unit-V : Populared during the 19th Century by various oriental Artist.

Course Outcomes :

CO-1 : Learn about pre Persian period.

CO-2 : Gain knowledge about medieval period of Persian Art.

CO-3 : Learn about early painting in Japan.

CO-4 : Gat knowledge of medieval period of Japan Art.

CO-5 : Billed ability to give knowledge Edo period.

Course -15 Theory : Dissertation and Viva voce

L	T	P	C
0	3	0	3

The post graduate candidates are required to select a suitable topic for their dissertation in consultation with the head/teacher of the department and work on it under his guidance approved by director of the Institute. The dissertation should be prepared in the prescribed manner and handle over to the director through the head of the department positively before the commencement of the theory examinations Viva voce examination will be conducted by a panel nominated by the Vice Chancellor comprising the head of the department and appropriate internal and external experts.

Course Outcomes :

Student select a suitable topic for their dissertation in consultation with the teacher of the department

Course -16 Practical : Creative Composition/Portraiture /Miniature/ Landscape-IV

L	T	P	C
0	0	20	10

Exercise work in different aspects and medium.

With oil/ acrylic / mix medium / study of colour / form/ texture

Original composition should be on experimental basis in mixed media and explore the possibilities of non-conventional media.

Sketch (Full Sheet) - 10 Pages

Course Outcomes :

Students highly skilled themselves different aspects and medium.

Course -17 Practical : Main Practical -I

L	T	P	C
0	0	8	4

Student should continue their previous years subject, style and to develop his own individual technique for organizing and rendering in picture. Scope should be given to develop own individual style and philosophy. Style should be followed by Realistic, Modern, Abstract or Contemporary.

Sketch (Full Sheet) - 10 Pages

Course Outcomes :

Students skilled themselves to develop own individual style and philosophy.

Course -13 & 18 Open Elective

Choose the course given in open elective.

OE-1 : Photography

4	T	P	C
0	0	8	4

Unit-I : What is Art- Visual Art?

Definition of Photography; Utility of Photography in human development;

History of Photography from (14th Century),

History of Camera from obscura upto DSLR Etc.

Indian Photographers and its classification;

- Raja Deen Dayal,
- Pradosh Das Gupta
- Raghu Rai

Cameras and its various types;

- Field Camera/ Folding Camera
- Box Camera
- Miniature Camera
- Reflex Camera

- Unit-II** : Description of Camera and its different parts (with sketching)
 Description of Camera SLR Type (practicing);
 Writing of Use of Photography
 Writing of Use of Camera and its Parts (Shutter, Aperture, etc.)
 Write biography of 2 or 3 great Photographers, biography of Raghurai
- Unit-III** : Definition of the following terms: *Lights, against lights, Lenses*;
 Write Different Modern Photography V/s early photography System, Use of
 Photography in education, Progressive, Field of world security systems.
 Sketch (Full Sheet) - 25 Pages

Course Outcomes :

- CO-1** : To gain knowledge of Photography and Cameras history (world wide) & Indian photographer Biography.
- CO-2** : Students gain knowledge and skill development of camera and its different part, it will help to understand how to use cameras?
- CO-3** : Knowledge and skill development of 'camera and lights' its different part, it will help to understand early to modern photography system.

OE-2 : Typography

L	T	P	C
0	0	8	4

- Unit-I** : Detail Study of one of the various calligraphic schools (European, Indian Scripts, Gothic, Humanistic, round and brush point. visual message by organization of space, copy fitting, identification of typefaces, type expression, designing a page.
- Unit-II** : Principles of typography, design, suitability, legibility, readability of printed mater. Typography for editorial art, Application of lettering and typography for various media.
- Unit-III** : Study of typographic measurements and specifications. Press advertising, Poster Exhibition and Display.
 Sketch (Full Sheet) - 25 Pages

Course Outcomes :

- CO-1** : Students gain knowledge and skill development of various types of typography. It will help to understand various calligraphic schools and different types of font shape.
- CO-2** : To gain knowledge and skill development of typography, it will help to understand how to use typography for various media.
- CO-3** : Students gain knowledge and skill development of typographic measurements and Specifications.

OE-3 : Mural

L	T	P	C
0	0	8	4

- Unit-I** : Exercise work in different aspects and medium. Fiber / POP/ waste material.
- Unit-II** : Understanding of the meaning and material value by assembling different chosen material on surface.

Unit-III : Students have to experiment in different media and material. The emphasis is on the conceptualization and experimentation.

Sketch (Full Sheet) - 25 Pages

Course Outcomes :

CO-1 : Students skilled themselves in Filter, Pop, Waste Material.

CO-2 : Understand the materials on source.

CO-3 : Skilled to experiment in different media and material.

OE-4 : Paper Mache

L	T	P	C
0	0	8	4

Unit-I : Introduction and preparation of Paper Mache, sketches, drawings and maquettes. Relief composition in clay suited for a Paper Mache medium, casting in Paper Mache.

Unit-II : Round composition in Paper Mache by direct use on armature with preparatory sketches, drawing and maquettes.

Unit-III : Composition work, exploring the Experimental possibilities Paper Mache medium & techniques.

Sketch (Full Sheet) - 25 Pages

Course Outcomes :

CO-1 : Acquire Skill for Paper Mache basic technique.

CO-2 : Use of Armature and composition making in sculpture.

CO-3 : Exploration advance professional skills in Paper Mache medium.

OE-5 : Terracotta

L	T	P	C
0	0	8	4

Unit-I : Introduction to Terracotta both as forms of pottery and sculpture. Preparation of Terracotta clay, basic coil work and slab work.

Unit-II : Relief composition in Terracotta with preparatory sketches& drawings.

Unit-III : Round composition work in Terracotta, exploring the Experimental possibilities Terracotta medium & techniques. Preparatory sketches, drawings & maquettes. Use of kilns for firing of these objects (pots & sculpture) use.

Sketch (Full Sheet) - 25 Pages

Course Outcomes :

CO-1 : Will be Skilled for Terracotta basic technique.

CO-2 : Relief composition making in Terracotta.

CO-3 : Develop skill for Composition in Terracotta and backing it.

OE-6 : Communication Design

L	T	P	C
0	0	8	4

- Unit-I** : Design the media with principles. Use poster Colour and necessary equipment finish work on appropriate size. 50 percent work manual and 50 percent work digital Designing of logo, Mono, symbol, and Book Cover, Book Jacket and visiting card, Letter head, envelop.
- Unit-II** : Stationary Design (Visiting Card, Letter head & Envelop) -2
- Trade Mark Design (Logo, Mono & Symbol) – 3 Banner – 1
- Unit-III** : Poster Designing-2
- Bus advertisement – 3
 - Show card – 3
- Sketch (Full Sheet) - 25 Pages

Course Outcomes :

- CO-1** : Students gain knowledge and skill development of design and colour, it will help to understand logo, mono, symbol, book cover, book jacket visiting card, Letter head, envelop.
- CO-2** : To gain knowledge and skill development of Stationary Design and Trade Mark Design.
- CO-3** : Knowledge and skill development of Poster Designing, it will help to understand various types of print media.